




WICK^{XP}2-14



VALUE PROTECTION 2 STAGE HIGH PRESSURE FIRE PUMP

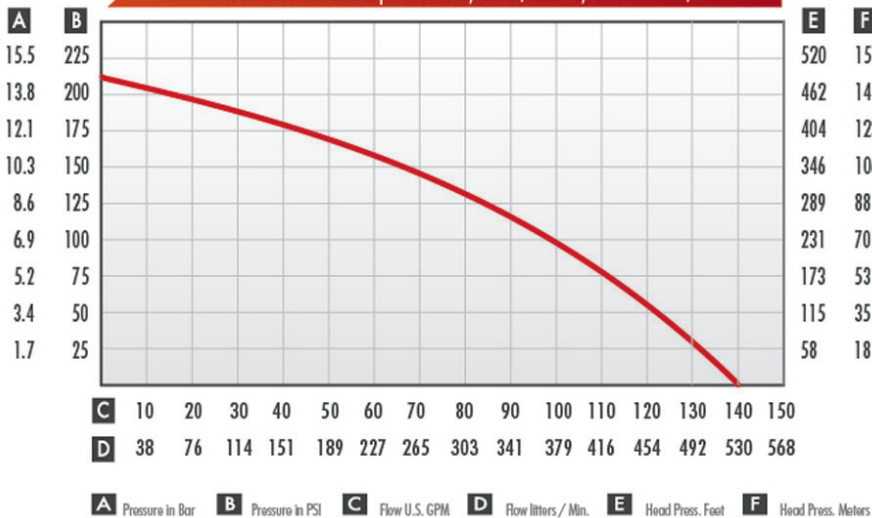
This pump is especially designed with value protection in mind offering such standard features as;

- Low pressure shut-off to protect the pump on loss of prime
- Remote fuel tank connection for extended run time
- Hand primer, poppet check valve and pressure gauge
- Electric start motor (battery not included)

Other features of this pump that make it the best performance 2 stage fire pump in it's class include the following;

- Powered by an 14 HP, 4 stroke, Briggs and Stratton Vanguard™ air cooled engine with over-speed protection
- Equipped with TransportGuard™ system which provides a simultaneous fuel/ignition shut-off to protect the engine from oil/fuel dilution during transport
- Manual recoil backup
- Cyclonic air cleaner
- Standard High inclination engine which can work at up to 45 degree angle.
- Two stage foam compatible pump end, interchangeable with our 4 stage pump end for increased pressure.
- Engine and pump are coupled with our stainless steel quick release clamp
- Maintenance-free (no oil) speed increaser
- Choice of hand carrying tube frame or a channel base frame for vehicle mount

Performance standard correction as per SAE J1349; 60° F / 15.5° C; Baro 29.92 in. / 101.3 mB



WEIGHT & DIMENSIONS

Length	33.0"	84 cm
Width	18.5"	47 cm
Height	19.0"	48 cm
Weight	129 lbs	58.5 kg
Suction	2.0" NPSH	50 mm
Discharge	1.5" NPSH	38 mm

ENGINE

B&S Vanguard™ 4 stroke; 14 Hp @ 3600 RPM
 Ignition Electronic

Integral fuel Tank Capacity 1.51 US Gal. 5.74 L

Specifications subject to change without notice


Vanguard™ and TransportGuard™ are trademarks of Briggs and Stratton



WICK XP2-14

BID SPECIFICATION

- The pump must be powered by a Briggs & Stratton, 14 HP, Vanguard, 4 Stroke air-cooled engine
- The engine must be electric start with optional battery and have a manual recoil backup
- Must come standard with High Inclination engine which can work at up to 45 degree angle.
- Must have a cyclonic air cleaner
- It must have an interchangeable two stage foam compatible pump end. The two stage pump end must also be interchangeable with four stage pump ends for increased pressure.
- Must have a speed increaser that is a one-piece housing and that features a maintenance free belt/pulley design. Split belt housings are not acceptable and do not meet this specification.
- Must enable the drive belt to be checked without removing the pump or pump flange. Split belt housings that require disassembly are not acceptable and do not meet this specification.
- The pump end must attach to the speed increaser by the use of a one-piece stainless steel pump-mounting clamp. The clamp must also be fitted with a safety lock. Multi-part clamps do not meet this specification.
- Must include a non-return side port discharge poppet check valve. Units with flapper check valves are not acceptable and do not meet this specification.
- Must include a liquid filled gauge with a minimum range of 0-600 PSI / 0-40 Bar
- Must include a built in manual priming system. Units that require piping to be threaded into the pump end, are not acceptable and do not meet this specification. Units, that require attaching the primer, manually, to the discharge of the pump, in place of the hose, are not acceptable and do not meet this specification.
- Must be available with a full edge surround, anti-tip, low profile frame to permit easy handling or a channel mount frame. Narrow high profile frames which do not protect the pump and are unstable are not acceptable and do not meet this specification.
- The pump must have minimum flow and pressures as shown in the performance chart on the opposite page
- The pump must also come standard with;
Low pressure shut-off to protect the pump on loss of prime
Remote fuel tank connection for extended run time
Hand primer, poppet check valve and pressure gauge



OPTIONAL
 FOUR STAGE PUMP END

WICK XP2-14

Part#	Description
71WICKF201-14BTVP	WICK® XP2-14 Pumper ..14 HP 4 Stroke Briggs & Stratton , 2 stage pump, Tubular frame for easy transportation. Value Protection model



OPTIONAL		
	Part#	Description
A	71W42-2715	Large Control Panel
B	70FLPFTXX	Fuel Tank .. see website for complete listing
C	70FLPFL-XX	Fuel line .. see website for complete listing
D	70FL15TPPS	Thread protector 1 1/2" / 38mm
D	70FL20TPPS	Thread protector 2" / 51mm
E	70FL20DLPS10	Drafilite HP suction hose .. 2" / 51mm x 10' / 3M c/w NPSH *
F	70FLV2PF	Foot Valve / Strainer 2" / 51mm NPSH Female *
G	70FLV25PF-S	Foot Valve / Strainer 2 1/2" / 64mm NPSH Female *

* See website for complete listing of accessory and related products